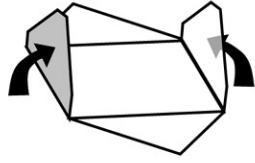
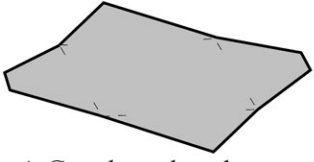
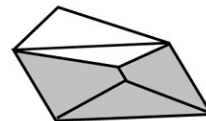




Instructions for making the envelope:



1. Cut along the edge of the pattern with scissors or paper cutter.
2. With pattern side facing down, fold flaps along the grey dashed lines.



3. Glue or tape flaps together. Leave one side open!



4. Done!