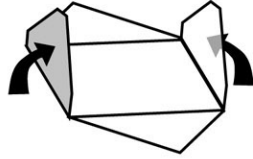
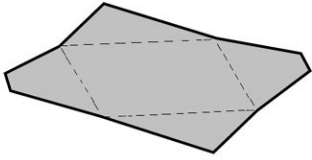
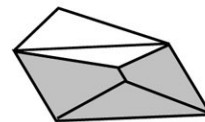




Instructions for making the envelope:



1. Cut along the solid line. Do NOT cut dashed lines.
2. With pattern side facing down, fold flaps along the grey dashed lines.



3. Glue or tape flaps together. Leave one side open!



4. Done!